

Coronavirus Anxiety Workbook

**A Tool to Help You
Build Resilience
During Difficult
Times**

This workbook is uncopyrighted. Please feel free to share it on your website with an attribution and a link to our website.

CONTENTS

- 1** *Introduction*
- 5** *Planning Your Information Diet*
- 7** *My Spheres of Influence Worksheet*
- 8** *Practical Wisdom for Tolerating Uncertainty*
- 9** *Reducing Anxiety With Thought Challenging*
- 10** *Reducing Anxiety Through Distraction Activities*
- 15** *Starting a Planning Practice*
- 18** *Starting a Daily Gratitude Practice*
- 20** *Starting a Daily Breathing Practice*
- 21** *Improving the Quality of Your Social Connections*
- 22** *Developing a Regular Exercise Routine*
- 23** *Creating Your Stress-Resilience Action Plan*
- 25** *Further Resources*

Introduction

In this unprecedented period of global uncertainty, we felt it was necessary to put together this workbook to provide our community with much needed support.

The first thing to note right now is that it's completely normal to be experiencing a wide range of emotions. Accepting your feelings is an important first step to building resilience. The simple act of naming your emotions has been found to benefit wellbeing. So, take a moment now to tune into your body and notice how you're feeling. Circle the emotions that you identify with:

- Anxious
- Stressed
- Worried
- Fearful
- Low
- Lonely
- Overwhelmed
- Helpless
- Frustrated
- Guilty
- Angry

Remember: It's okay to feel discomfort. Accepting distress is often the quickest way to feel immediately calmer.

What Is Stress and Anxiety?

The terms stress and anxiety are often used interchangeably. To develop a deeper understanding of mental wellbeing, it's helpful to understand how they differ.

Stress

Kelly McGonigal, an expert in the new science of stress, offers us this definition: "Stress is what arises when something we care about is at stake". Many of us are now in positions where things that matter to us feel more uncertain, which understandably gives rise to our stress response.

Stress is best understood as manifesting in the body. It's the racing heart, sweaty palms and funny tummy we're all familiar with. Central to the experience of stress is the amygdala, the area of your brain responsible for generating your body's stress response.

Experts agree that a core component of stress is the perception of threat and danger. You've probably heard of the 'fight-or-flight' stress response as a reaction to perceived danger. In fact, we have various stress responses. For example, there is one response which encourages us to reach out for social support, named the 'tend and befriend' response.

Dr John Arden, author of several books integrating neuroscience and psychotherapy, recently put forward the term *autostress* for describing what happens when our body's stress response goes on for a long time. He explains:

"Like autoimmune disorders that hijack the immune system, attacking the body instead of protecting it, autostress [transforms] the stress response system into something that attacks the self rather than protecting it."



If your body is in autostress mode, you'll experience a wide range of physical stress symptoms on an ongoing basis, regardless of your situation. That's why people often reporting feeling anxious for no apparent reason. If you're suffering from high levels of distress triggered by the pandemic, you might continue to feel this way after the virus has passed.

Signs of autostress include:

- Chest tightness and feeling like you can't breathe
- Muscle tension, aches and pains
- Headaches
- Difficulty sleeping
- Restlessness and an inability to relax
- Heart palpitations
- Digestive issues

Anxiety

Anxiety is commonly described as having both mental and physical symptoms. The distinction between mental and physical anxiety is important because different tools are required for addressing physical symptoms (what we label autostress) and mental symptoms (what we label anxiety).

Anxiety is best described as the unhelpful thinking patterns we experience when our mind fixates on threat, uncertainty and negativity.

Anxiety can occur on its own, as a response to stress, or it can trigger stress. When it occurs as a response to stress, it can intensify the stress, and, in worst cases, lead to panic attacks.

It's important to understand that you cannot control anxiety from occurring – this is your brain's automatic survival mechanism. What matters is learning how to respond to anxiety helpfully, so that you don't get carried away by it.

Here are five examples of what to look out for:

Threat Scanning	When your mind searches the environment for what you fear (consciously or subconsciously). Threat scanning is often associated with your mind assigning meaning to harmless events. Examples <ul style="list-style-type: none">• <i>Frequently checking your body for coronavirus symptoms.</i>• <i>Obsessively checking the news for coronavirus updates.</i>
Catastrophising	When your mind jumps to worst case scenarios, i.e., 'making a mountain out of a molehill'. Examples <ul style="list-style-type: none">• <i>You feel chest tightness and your mind tells you that you have coronavirus and that your life is in danger.</i>• <i>Your mind gives you the mental image of losing all the people you love.</i>



<p>Hypothetical Worry</p>	<p>It's important to note that worry is completely normal. It only becomes unhelpful when you focus excessively on <i>hypothetical worries</i> instead of <i>practical worries</i>.</p> <p>Hypothetical worries include 'what if' thoughts and are typically about things you don't have much control over.</p> <p>Practical worries concern things you do have control over, and they can help you be more proactive.</p> <p>If you're very uncomfortable with uncertainty, you're likely prone to hypothetical worry and spend a lot of time focused on the future instead of the present.</p> <p>Examples</p> <ul style="list-style-type: none"> • "I know I'm following all the guidelines, but what if I spread the virus?" • "What if someone gets too close to me at the supermarket and I catch it?"
<p>Emotional Reasoning</p>	<p>When your mind tells you that your emotions reflect reality. While emotions can act as helpful messengers, they often aren't reliable.</p> <p>Examples</p> <ul style="list-style-type: none"> • "I feel scared, so I must be in danger." • "I feel guilty, so I must've done something wrong."
<p>Fortune Telling</p>	<p>When your mind interprets predictions as facts.</p> <p>Examples</p> <ul style="list-style-type: none"> • "I'm going to be stuck inside for months on end." • "My mental health will keep deteriorating and I'll have to go back on meds."

My Unhelpful Thinking Patterns

Learning how to recognise and reduce anxiety is an extremely helpful life skill.

In Part One of this workbook, we'll introduce you to several tools for dealing with anxiety.

In Part Two, you'll create your *Stress Resilience Action Plan* for preventing and reducing autostress.



PART ONE

*Tools to Help You
Manage Anxiety*

Planning Your Information Diet

The media is fully aware that our brains are built to fixate on threat, uncertainty and negativity – and they capitalize on it. Most news sources are negatively biased, sensationalist and speculative in order to win your attention. Anxiety is easily fuelled by consuming this kind of information. To reduce anxiety, it's important to be aware of and take control over your information diet.

My Current Information Diet

Which information sources are you feeding your mind and how often?

Key Coronavirus Facts

If you're prone to catastrophising, you may find it helpful to redirect your attention to the facts:

- The vast majority of people only experience relatively mild symptoms.
- Coronavirus is fatal in about two to three percent of cases.
- Health advice for the public is as follows:
 - Wash your hands with warm water and soap for at least 20 seconds:
 - *After coughing or sneezing*
 - *Before, during and after you prepare food*
 - *Before eating*
 - *After toilet use*
 - *When you get in from the outdoors*
 - *When hands are visibly dirty*
 - *When caring for the elderly or sick*
 - *After handling animals or animal waste*
 - Use alcohol-based hand sanitizers as a substitute for washing your hands, but do so sparingly.
 - Maintain a distance of at least 2 metres (6ft) between yourself and anyone who is coughing or sneezing.
 - Cover your coughs and sneezes and throw your tissue into a closed bin immediately after use.
 - Avoid touching your eyes, nose and mouth.
 - Frequently disinfect surfaces, like your desk, phone, tablet, smartphone, and countertops.

Trusted News Sources

We recommend finding and sticking to a credible source you can trust, such as:

- [GOV.UK](https://www.gov.uk)
- [BBC News](https://www.bbc.com/news)
- [The Economist](https://www.economist.com)
- [CDC.gov](https://www.cdc.gov)
- [WHO.int](https://www.who.int)



Uplifting News Sources

- [Coronavirus chronicles: Here's some good news amid the dire reports](#)
- [Coronavirus: Creativity, kindness and canals offer hope amid outbreak](#)
- [Positive News Amongst Coronavirus Outbreak](#)
- [Italian 101-year-old leaves hospital after recovering from coronavirus](#)
- [98-year-old COVID-19 patient discharged from hospital](#)
- [32 Positive News Stories You May Have Missed During The Coronavirus Outbreak](#)
- [Uplifting stories from New York Times](#)
- [Positive News Magazine](#)
- [Uplifting news stories from BBC News](#)
- [German firm Bosch to cut coronavirus test time 'to 2½ hours'](#)
- [Chinese Company Donates Tens of Thousands of Masks to Coronavirus-Stricken Italy, Says 'We Are Waves of the Same Sea'](#)
- [China's richest man to donate 500,000 coronavirus testing kits, 1 million masks to U.S. to help 'in these difficult times'](#)


Good News Newsletters

- [The Week](#)
- [The Telegraph](#)
- [CNN](#)
- [Good News Network](#)
- [GoodGoodGood](#)
- [Country and Town House](#)

Planning My Information Diet

To reduce anxiety, we recommend checking your trusted news source once per day. We also recommend balancing out your information diet with uplifting news sources (as listed above).

Which news sources will you use and when will you read them? How else can you limit your exposure to anxiety-provoking news (e.g., by doing one digital detox day per week and limiting time on social media)?



My Spheres of Influence Worksheet

If you're prone to hypothetical worry (i.e., the 'what if?' thoughts), you may find it helpful to practice noticing these thoughts and then redirecting your attention to things within your control.

Research shows that when we shift our focus to what we can control, we see meaningful and lasting differences in our wellbeing, health, and performance. So, write down what you have control over inside the circle below. Then, note the things you cannot control outside of the circle, using the table below as inspiration.

Remember: You cannot stop hypothetical worries from occurring, but you can control your response to them.

Within My Control	Outside My Control
<ul style="list-style-type: none">• Building resilience• Following the latest information and advice• Focusing on what's important to me• My information diet• My routine• Relaxation• Cultivating connection• Eating well• Exercising• Seeking and offering support• Voting and activism	<ul style="list-style-type: none">• Other people's decisions• Other people's health• The news• The government's actions• Schools opening or closing• The state of the healthcare system• Flights and holidays being cancelled• Traffic• Public transport• Aging• The weather



Practical Wisdom for Tolerating Uncertainty

People who experience anxiety have been shown to have a low tolerance for uncertainty. It's worth reminding ourselves that uncertainty is an inescapable part of life, and the sooner we become more comfortable with it, the sooner we can reduce mental suffering.

Stoic and Buddhist philosophy both emphasise embracing uncertainty and change as the essence of life. Many people find reading about these topics helpful, stating that practical wisdom helped them shift their mindset and reduce anxiety.

Practical Wisdom Resources

Videos

- [The philosophy of Stoicism by TED-Ed](#)
- [Why Stoicism Matters by The School of Life](#)
- [Buddhist Wisdom For Inner Peace by Einzelgänger](#)

Books and Audiobooks

- [Happy by Derren Brown](#) - Listen to this for free on Audible using their [30 day free trial](#)
- [Philosophy for Life](#) by Jules Evans
- [Meditations by Marcus Aurelius](#)
- [Letters from a Stoic by Seneca](#)
- [Buddhism Plain and Simple by Steve Hagen](#)

Quotes

- *"The greatest obstacle to living is expectancy, which hangs upon tomorrow and loses today. The whole future lies in uncertainty: live immediately."* – Seneca
- *"Ask yourself: Does this appearance (of events) concern the things that are within my own control or those that are not? If it concerns anything outside your control, train yourself not to worry about it."* – Epictetus
- *"You have power over your mind, not outside events. Realize this and you will find strength."* – Marcus Aurelius
- *"When I see an anxious person, I ask myself, what do they want? For if a person wasn't wanting something outside of their control, why would they be stricken by anxiety?"* – Epictetus
- *"The universe is change; our life is what our thoughts make it."* – Marcus Aurelius
- *"It's not what happens to you, but how you react to it that matters. When something happens, the only thing in your power is your attitude toward it; you can either accept it or resent it."* – Epictetus
- *"Men are disturbed not by things, but by the view which they take of them."* – Epictetus
- *"Don't demand or expect that events happen as you would wish them do. Accept events as they actually happen. That way, peace is possible."* – Epictetus
- *"Don't let your reflection on the whole sweep of life crush you. Don't fill your mind with all the bad things that might still happen. Stay focused on the present situation and ask yourself why it's so unbearable and can't be survived."* – Marcus Aurelius
- *"Freedom and happiness are won by disregarding things that lie beyond our control."* – Epictetus



Top Tip

Why not research and create a scrapbook of your favourite practical wisdom quotes? When you notice your mind spiralling, try reviewing your scrapbook to reduce your anxiety.



Reducing Anxiety With Thought Challenging

Thought challenging is a simple yet powerful cognitive behavioural therapy (CBT) technique for reducing anxiety.

As mentioned, anxiety is best described as the unhelpful thinking patterns you experience when your mind fixates on threat, uncertainty and negativity. Thought challenging helps by broadening your focus to include the bigger picture.

Below are two thought challenging techniques you can experiment with. Keep practicing and discover what works best for you.

The ABCDE Technique

Attention – When you feel distressed, stop what you're doing and pay attention to your inner dialogue. What is your mind telling you?

Believe? – Do not automatically believe your thoughts!

Challenge – Defuse anxiety by broadening your focus. What's the bigger picture? Is the thought fact or opinion? What might you think if you were feeling calmer?

Discount – Acknowledge that anxiety has been dominating your thinking and let the unhelpful thoughts go.

Explore options – What would be helpful to focus on right now? What options do I have available?

The THINK Technique

True? – Is this thought 100% true? If not, what are the facts, and what is opinion?

Helpful? – Is paying attention to the thought useful to me or others?

Inspiring? – Does the thought inspire me or does it have the opposite effect?

Necessary? – Is it important for me to focus on the thought? Is it necessary to act on it?

Kind? – Is the thought kind? If not, what would be a kinder thought?

Thought Challenging Tips

- Writing or typing your thought challenging process is more powerful than trying to do it in your head. We recommend trying out the free CBT Thought Diary app ([Google Play](#), [iTunes](#)).
- If you're not used to paying this much attention to your inner dialogue, thought challenging might feel unnatural at first. That's okay. Over time, it'll start to feel easier.
- This isn't the most appropriate tool if you're feeling very distressed, as it can be hard to think rationally when your emotional brain has taken over. Try defusing your emotions with a distraction activity (see the following page) and returning to thought challenging once you're feeling calmer.

Adapted from Carol Vivyan (2006)



Reducing Anxiety Through Distraction Activities

If your mind continues to spiral with unhelpful thoughts, distraction can be an effective tool for nipping it in the bud. It's important to note that a distraction activity must be very attention absorbing to effectively reduce anxiety. When an activity isn't working well, spend some time reflecting on why this could be and how you could make it more attention grabbing in future.

Distraction activities have the added benefit of helping you feel happier, more motivated and more energised, as well as combatting feelings of boredom.

Low activity and social disconnection are the two most fundamental maintaining factors of low mood, motivation and energy.

To feel better through building up your drive system (see page 8 of our *Understanding Your Mental Wellbeing Guide*), you need to increase your activity levels and ensure you're meeting your social connection needs (which we'll address later).

Here's a checklist of 74 ideas for healthy distraction activities. Tick the ones you like the sound of to add to your distraction activities list alongside your own ideas:

- 1. Browse mindfulness and meditation resources to try - find lots in [our online guide!](#)
- 2. Work on personal development through journaling - [here's](#) a list of prompts
- 3. Browse new [healthy recipes](#)
- 4. Plan your meals
- 5. Work your way through this [list of films](#) that have helped people with their mental health
- 6. Do the [7 Day Happiness Challenge](#) from Action for Happiness
- 7. Watch [free online documentaries](#)
- 8. Watch comedy
- 9. Play on a trivia or [games app](#)
- 10. Learn some basic yoga poses - we recommend [Yoga with Adriene](#) on YouTube
- 11. Learn calligraphy or hand-lettering
- 12. Learn how to play a musical instrument
- 13. Talk to a volunteer listener (see pages 20-26 of [The Social Connection Planner](#))
- 14. Read a biography about someone who inspires you
- 15. Do some mindful colouring - check out our free [mindful colouring sheets](#)
- 16. Rediscover old music you liked when you were a teenager
- 17. Watch a live stream theatre show from [The National Theatre](#)
- 18. Make a list of things to save up for
- 19. Have a relaxing [DIY foot soak](#)
- 20. Do a [free online nutrition course](#)
- 21. [Start a blog](#)
- 22. Download [Bumble BFF](#) and chat to new people in your area
- 23. Reorganise or redecorate your living space
- 24. Do a [jigsaw puzzle](#)
- 25. Make a list of goals for the year
- 26. Find a [new podcast](#) to listen to
- 27. Declutter
- 28. Update your CV
- 29. Make a list of books you want to read this year




- 30. Search Pinterest for [craft or DIY project ideas](#)
- 31. Download Reddit and browse uplifting content such as [r/aww](#) and [r/humansbeingbros](#)
- 32. Do a [free online drawing class](#)
- 33. Search Facebook for local groups with volunteering opportunities
- 34. Arrange to catch up with someone over video chat
- 35. Explore new music
- 36. Do a [workout video](#)
- 37. Brainstorm ways to save more money
- 38. Learn furniture building or upcycling
- 39. Make a life experiences bucket list
- 40. Get a [30 day free trial](#) of Audible and listen to an audiobook
- 41. Do a [free online coding course](#)
- 42. Build your [Mental Wellbeing Toolkit](#)
- 43. Use [Jackbox Games](#) to play games with friends
- 44. Join an [online book club](#)
- 45. Start learning a new language
- 46. Do the 4-week [Best Possible Self Exercise](#), an evidence-based intervention for improving wellbeing
- 47. Plan some thoughtful birthday or Christmas gifts
- 48. Research [activities for your elderly relatives](#)
- 49. Start a side project to earn extra money
- 50. Browse [free online courses](#) ([here](#) are some for kids)
- 51. Write a poem or short story
- 52. Make a cookbook of your favourite recipes
- 53. Make a list of things you're looking forward to when the pandemic is over
- 54. Become a volunteer listener (or chat to one) on [7Cups.com](#)
- 55. Watch a live stream gig from [Sofar Sounds](#)
- 56. Watch [TED Talks](#)
- 57. Use the [Netflix Party](#) extension to watch Netflix with your friends online
- 58. Do a home improvement project
- 59. Do some gardening
- 60. Make a list of topics you're curious about and research them online
- 61. Do a [spring clean](#)
- 62. Search Pinterest for [family bonding ideas](#)
- 63. Search Pinterest for [indoor kids activities](#)
- 64. Learn knitting, cross-stitch or embroidery
- 65. Find a [new board game to play](#)
- 66. Do [exercise song videos](#) with your kids
- 67. Take part in a [virtual pub quiz](#)
- 68. Start a [dream journal](#)
- 69. Watch a live opera stream from [The Metropolitan Opera](#)
- 70. Do some [baking](#)
- 71. Feel more connected by [finding a pen pal](#)
- 72. Learn how to invest in this [free online course](#)
- 73. Explore ideas for [camping in your backyard](#)
- 74. Browse our [free tools library!](#)



My Distraction Activities

Write the activities you ticked in the box below.

Another idea is to make an "I Get To List". Write: *"Now that I have more free time, I get to..."* and brainstorm your ideas. What opportunities does having more free time bring for you?



MOTIVATION FOLLOWS ACTION.

“What assistance can we find in the fight against habit? Try the opposite!” - Epictetus

If you've been inactive and feeling low for a while, you'll likely be experiencing low motivation and energy levels.

You can build up your motivation and energy by increasing your activity.

Don't think – just do.

Motivation will follow!

Check out [this video](#) on the opposite action technique for more guidance.

PART TWO

Creating Your Stress Resilience Action Plan

Here are five different methods for preventing and reducing physical anxiety symptoms (i.e., autostress).

Choose the practices that appeal most to you and add them your Stress Resilience Action Plan.

(The more, the better!)


Starting a Planning Practice

Maintaining structure can work wonders for your mental wellbeing. Routines help you increase your sense of control and defuse feelings of overwhelm.

Planning Tips

- **Schedule regular breaks.** Take time to mindfully drink your tea or focus on your breathing – [here's a great website](#) you can bookmark from Calm.
- **Write a weekly goals list.** Identify what you need to do to achieve your weekly goals. Break tasks down into smaller steps and cross them off as you go to maintain a sense of progress throughout the day.
- **Identify 1-3 “Most Important Tasks”.** Creating a daily MIT list helps you prioritize your most important and urgent tasks.
- **Review your crossed off items at the end of the day.** Taking stock of your achievements can help boost mental wellbeing.
- **Try a to do list app.** You may prefer a digital format such as [Google Keep](#).
- **Experiment with productivity techniques** such as [The Pomodoro Technique](#) and [Eat The Frog](#).
- **Write your daily to do list the night before.** You might find that being able to start work straight away helps increase your productivity. Also, this practice can help you clear your mind and switch off in the evening.
- **Tidy your workspace at the end of the day.** Research finds that cluttered environments interfere with your ability to focus.
- **Decide on a regular sleep schedule.** When it comes to improving sleep, research suggests that maintaining a regular sleep schedule is of high importance.
- **Create an end of work day ritual.** To enforce work-life boundaries, you might find it helpful to create an end of day ritual such as changing into comfier clothes, switching off work email notifications and putting on some music.
- **Create weekly family traditions.** Strengthen family routines through traditions such as “Board Game Fridays” and “Movie Night Mondays”. Find more advice and resources for setting up a family routine [here](#), [here](#) and [here](#).
- **Be kind to yourself.** You might suddenly have a lot more on your plate. Be mindful of your inner critic, and remind yourself that you can only do the best you can.

Notes



weekly planner

WEEK OF:

	MONDAY	TUESDAY	WEDNESDAY	THURSDAY	FRIDAY	SATURDAY	SUNDAY
MORNING							
AFTERNOON							
EVENING							

MY WEEKLY GOALS

daily planner

DATE:

6AM

7AM

8AM

9AM

10AM

11AM

12PM

1PM

2PM

3PM

4PM

5PM

6PM

7PM

8PM

9PM

10PM

11PM

3 MOST IMPORTANT TASKS

NOTES

Starting a Daily Gratitude Practice

“Enjoy the little things. For one day you may look back and realize they were the big things.” – Robert Brault

Research shows that cultivating gratitude has a plethora of benefits, including:

- Reducing stress and anxiety
- Boosting mood
- Strengthening your immune system
- Improving sleep

A simple way to cultivate gratitude is to keep a gratitude log. Each day at a set time in your daily routine, write down one thing you're grateful for on the following sheet.



GRATITUDE LOG

I'm grateful for...

Starting a Daily Breathing Practice

Breathing difficulties are associated with autostress. When you have problems with your breathing, you lower the amount of carbon dioxide that's normally in your blood. This leads to a wide range of symptoms, including:

- Shortness of breath
- Chest tightness
- Tingling or numbness in the arms, fingers, toes, or around the mouth
- Feeling dizzy and light-headed
- Weakness
- Heart pounding and racing
- Heart palpitations
- Sweating or hot flushes
- Headaches
- Feeling sick
- Fatigue

These symptoms can appear out of the blue and can also lead to panic attacks.

Your breathing difficulties may be related to:

- *Shallow breathing* (breathing in too quickly)
- *Over-breathing* (breathing in more air as you feel like you're not getting enough, for example through yawning or sighing frequently)

Some people experience both.

So, let's take a moment to test your breathing:

1. Put one hand on your chest, and one on your belly.
2. Breathe for a few seconds. Which hand rises?
3. If it's your chest, you might have developed a habit of shallow breathing.

Although the effects of shallow breathing can be very unpleasant, it won't harm you, and you can reverse the habit with a daily breathing practice. The next time you feel anxious, take a moment to notice your breathing. Focus on breathing through your stomach so that your belly rises when you inhale and drops when you exhale.

Here's a belly breathing exercise you can practice for 5-10 minutes a day:

- Inhale gently, lightly and slowly count to four, expanding your belly as you do so,
- Hold that breath for a count of two,
- Slowly exhale through your mouth for a count of six.

This is referred to as 'belly breathing'. Research shows that practicing regular belly breathing can help people feel calmer within a matter of weeks.



Top Tip

You can use the breathing timer function on the free [Stop, Breathe and Think app](#) to complete your daily breathing practice. They also have a great kids version!



Improving the Quality of Your Social Connections


How to cultivate connection in a period of isolation?

Here are some ideas. Tick the ones you're interested in adding to your *Stress Resilience Action Plan*:

- 1. Use the online support resources listed in page 7 of [The Social Connection Planner](#).
- 2. Explore improving your communication skills using pages 12-14 of [The Social Connection Planner](#).
- 3. Talk to volunteer listeners on a helpline (see pages 20-26 of [The Social Connection Planner](#)).
- 4. Use this time as an opportunity to complete the [Relationship Inventory Exercise](#) (see page 27).
- 5. Schedule video chat catch ups with friends you haven't spoken to in a while.
- 6. Use the video chat app [Houseparty](#) to play popular games like trivia and Heads Up! with friends.
- 7. Have a virtual happy hour over video chat.
- 8. Browse [Meetup.com](#) for events that have been transferred to online.
- 9. Organise a weekly lunch date with a friend over video chat.
- 10. Use the [Netflix Party](#) extension to watch Netflix with your friends online.
- 11. Send letters to your loved ones using a service like [Postable](#).
- 12. Play Scrabble and chat to friends using the [Words with Friends](#) app.

[Here's](#) a list of 17 video chat options.

What else could you do? Reflect below.



Developing a Regular Exercise Routine

“Walking is man’s best medicine.” - Hippocrates

Exercise reduces the overall activation of your amygdala and sympathetic nervous system – the parts of your brain and body that generate your stress response.

Research suggests that aerobic exercise (such as walking, cycling, and jogging) provides the same benefits as non-aerobic exercise (such as yoga and pilates).

Studies also suggest you need around **21 minutes three times a week** to experience the benefits. So, you don’t have to spend hours doing it – it’s something most of us can fit in to our lives when it becomes a priority.

It’s important to find something that you enjoy when it comes to building an exercise habit. Now more people than ever are interested in fitness, you have endless options. These include ‘bedroom fitness’ resources and tools that make it easy to keep moving indoors.

Here are some ideas. Tick the ones you may be interested in adding to your *Stress Resilience Action Plan*:

- 1. Schedule a daily walk.
- 2. Complete [YouTube video workouts](#).
- 3. Do a free trial of [Les Mills](#) at home workouts.
- 4. Do online yoga with [Yoga with Adriene](#).
- 5. Do the 5 week [strength and flexibility plan](#) from the NHS.
- 6. Set yourself a challenge to run 5k with the support of the [Couch to 5k running plan for beginners](#).
- 7. Invest in some [indoor exercise equipment](#).
- 8. Do this [10 minute home cardio workout](#) from the NHS.
- 9. Find an [outdoor gym](#) to visit.
- 10. Browse Pinterest for [indoor workouts](#).
- 11. Do an affordable at home cardio workout with a [jump rope](#).
- 12. Invest in a [Fitbit](#) to track your progress.


Don’t forget: Motivation follows action!



Creating Your Stress-Resilience Action Plan

Review your workbook and make a note of the actions you've considered below.

Then, select up to five actions that feel the most appealing to you to add to your *Stress Resilience Action Plan* on the following page.



My Stress-Resilience Action Plan

ACTION STEP	WHEN WILL I DO IT?	DONE ✓

Further Resources

“Don’t be ashamed of needing help. You have a duty to fulfil just like a soldier on the wall of a battle. So what if you are injured and can’t climb up without another soldier’s help?”
- Marcus Aurelius

There are endless ways to improve your mental wellbeing and an abundance of tools to support you.

This time may represent an excellent and rare opportunity for you to invest in yourself and develop skills that will help you for the rest of your life.

Here are some recommended resources:

- The free online course [Coping during the pandemic](#) from Recovery College Online (click log in as guest)
- [Free Online Meditation Resources for Times of Social Distancing / COVID-19](#) by The Awake Network
- [Coronavirus Anxiety - Helpful Expert Tips and Resources](#) from the ADAA
- The free e-Book [FACE COVID: How to respond effectively to the Corona crisis](#) by Dr Russ Harris
- [Free Guide To Living With Worry And Anxiety Amidst Global Uncertainty](#) from Psychology Tools
- [The Framework](#), our deeper dive into understanding, transforming and reducing stress, autostress and anxiety
- [The Mental Wellbeing Toolkit](#), our comprehensive set of practical tools designed to help you improve your mental health and wellbeing
- [Our online guide to accessing therapy](#). There are many therapists currently working via video chat. If you start to feel too overwhelmed emotionally or physiologically, we strongly encourage you to seek the support of a trained professional



We love hearing from you.

Thank you to everyone who shared their experiences with us for the development of this workbook.

Collaboration is incredibly important to us, and we really appreciate your help in making our tools the best they can be.

Do you have any feedback on the workbook? Or suggestions for future updates/tools?

Please email us at hello@thewellnesssociety.org.

We love to hear from you!

*Published by The Wellness Society
Supported by Jamma International*

JAMMAInternational.

*A full list of references is available on request
by emailing hello@thewellnesssociety.org*